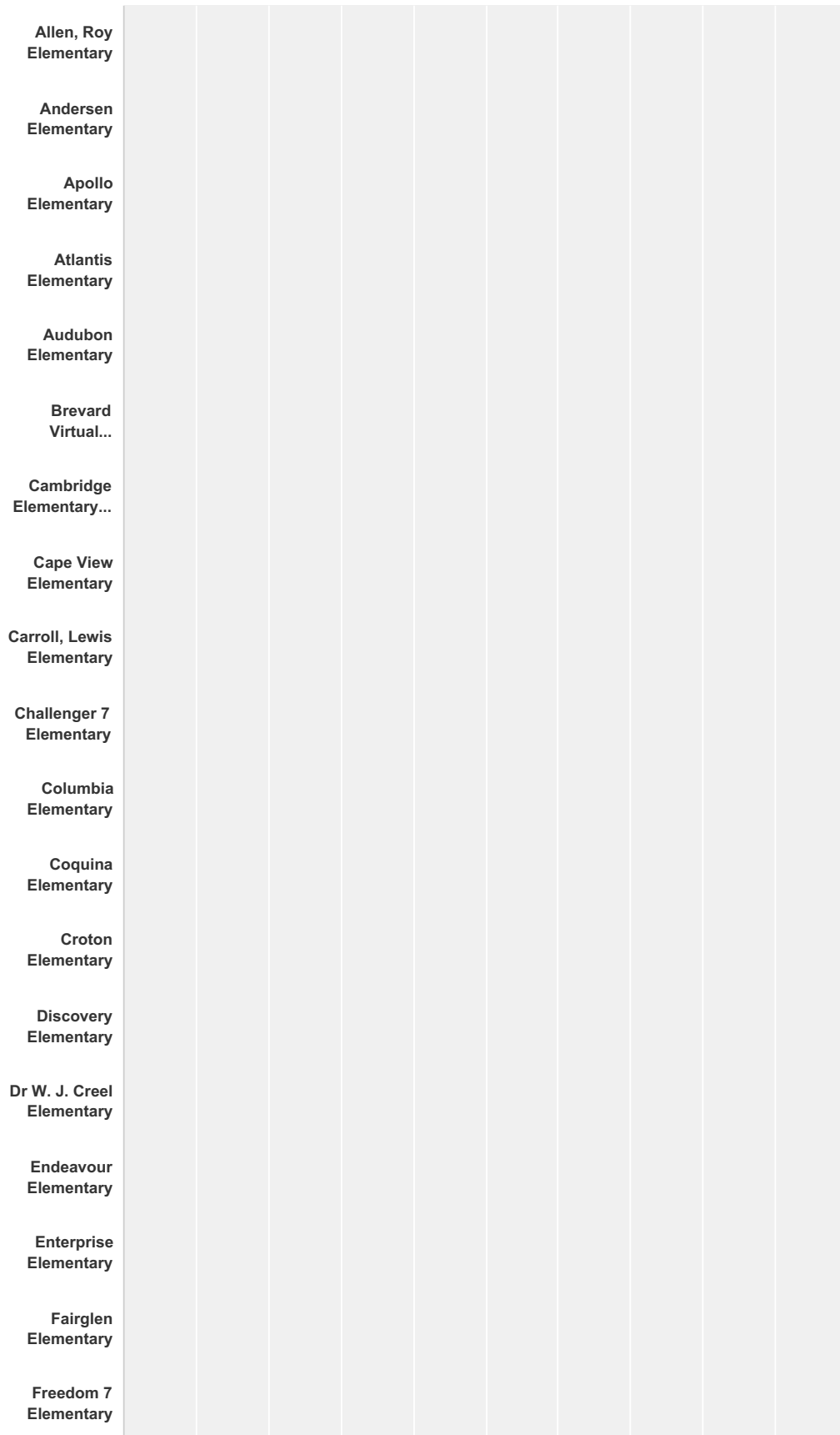


Q1 What school does your child attend?

Answered: 459 Skipped: 0



Brevard Public Schools Elementary Parent Survey 2016-2017

Gemini Elementary										
Golfview Elementary										
Harbor City Elementary										
Holland Elementary										
Imperial Estates...										
Indialantic Elementary										
Jupiter Elementary										
Lockmar Elementary										
Longleaf Elementary										
Manatee Elementary										
McAuliffe Elementary										
Meadowlane Intermediate...										
Meadowlane Primary...										
MILA Elementary										
Mims Elementary										
North/Central Area...										
Oak Park Elementary										
Ocean Breeze Elementary										
Palm Bay Elementary										
Pinewood Elementary										
Port Malabar Elementary										

Brevard Public Schools Elementary Parent Survey 2016-2017



Brevard Public Schools Elementary Parent Survey 2016-2017

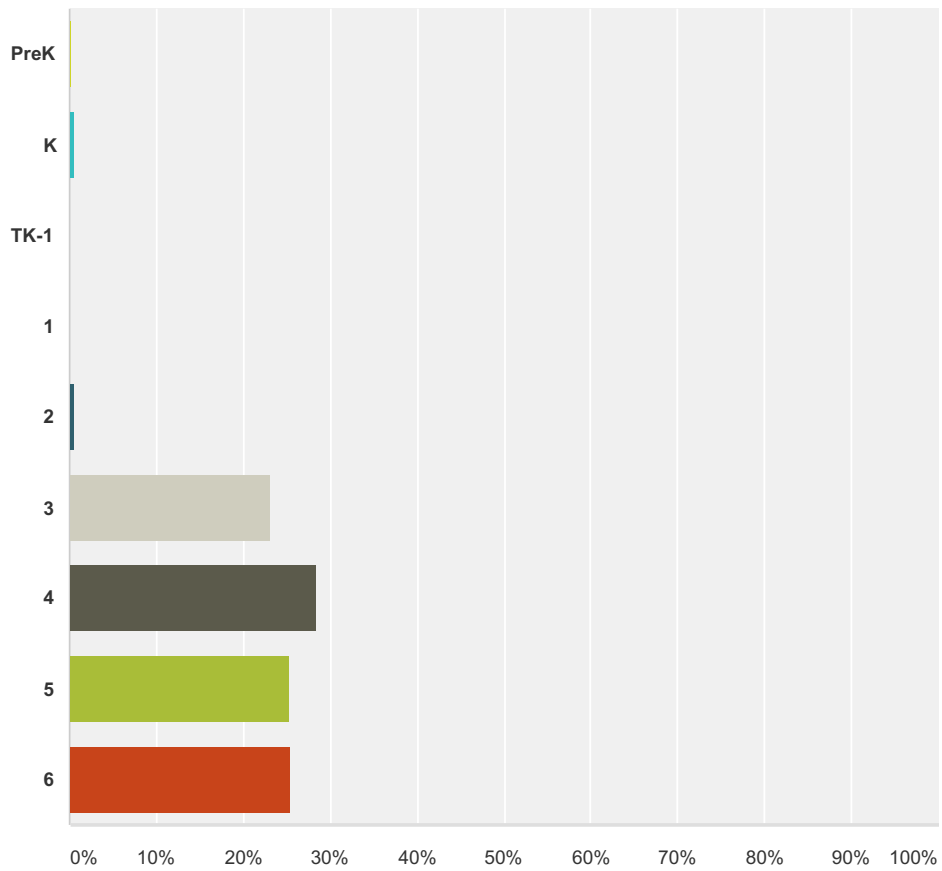
Answer Choices	Responses
Allen, Roy Elementary	0.00% 0
Andersen Elementary	0.00% 0
Apollo Elementary	0.00% 0
Atlantis Elementary	0.00% 0
Audubon Elementary	0.00% 0
Brevard Virtual Instruction Program (BVIP)	0.00% 0
Cambridge Elementary Magnet	0.00% 0
Cape View Elementary	0.00% 0
Carroll, Lewis Elementary	0.00% 0
Challenger 7 Elementary	0.00% 0
Columbia Elementary	0.00% 0
Coquina Elementary	0.00% 0
Croton Elementary	0.00% 0
Discovery Elementary	0.00% 0
Dr W. J. Creel Elementary	0.00% 0
Endeavour Elementary	0.00% 0
Enterprise Elementary	0.00% 0
Fairglen Elementary	0.00% 0
Freedom 7 Elementary	0.00% 0
Gemini Elementary	0.00% 0
Golfview Elementary	0.00% 0
Harbor City Elementary	0.00% 0
Holland Elementary	0.00% 0
Imperial Estates Elementary	0.00% 0
Indialantic Elementary	0.00% 0
Jupiter Elementary	0.00% 0
Lockmar Elementary	0.00% 0
Longleaf Elementary	0.00% 0
Manatee Elementary	0.00% 0
McAuliffe Elementary	0.00% 0
Meadowlane Intermediate Elementary	100.00% 459
Meadowlane Primary Elementary	0.00% 0

Brevard Public Schools Elementary Parent Survey 2016-2017

MILA Elementary	0.00%	0
Mims Elementary	0.00%	0
North/Central Area Alternative Center	0.00%	0
Oak Park Elementary	0.00%	0
Ocean Breeze Elementary	0.00%	0
Palm Bay Elementary	0.00%	0
Pinewood Elementary	0.00%	0
Port Malabar Elementary	0.00%	0
Quest Elementary School	0.00%	0
Riverview School	0.00%	0
Riviera Elementary	0.00%	0
Roosevelt Elementary	0.00%	0
Sabal Elementary	0.00%	0
Saturn Elementary	0.00%	0
Sea Park Elementary	0.00%	0
Sherwood Elementary	0.00%	0
South Area Alternative Center	0.00%	0
South Area Head Start	0.00%	0
Stevenson Elementary	0.00%	0
Sunrise Elementary	0.00%	0
Suntree Elementary	0.00%	0
Surfside Elementary	0.00%	0
Tropical Elementary	0.00%	0
Turner Elementary	0.00%	0
University Park Elementary	0.00%	0
West Melbourne Elementary School for Science	0.00%	0
Westside Elementary	0.00%	0
Williams Elementary	0.00%	0
Total		459

Q2 What is your child's current grade level?

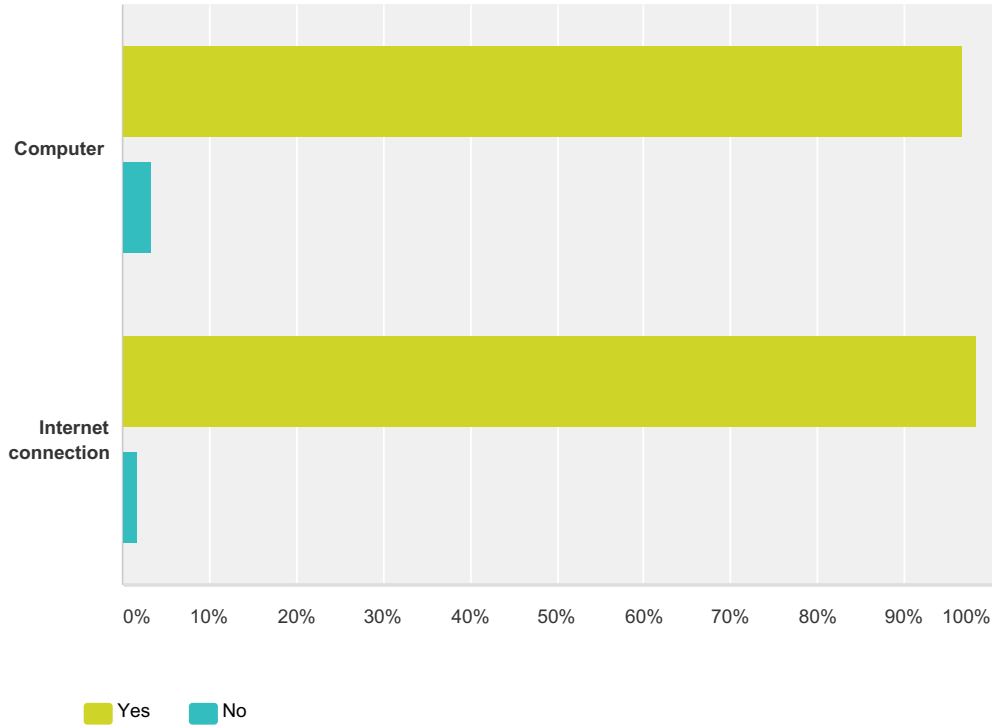
Answered: 459 Skipped: 0



Answer Choices	Responses	
PreK	0.22%	1
K	0.65%	3
TK-1	0.00%	0
1	0.00%	0
2	0.65%	3
3	23.09%	106
4	28.32%	130
5	25.27%	116
6	25.49%	117
Total Respondents: 459		

Q3 Does your child have access to a computer and internet connection outside of school?

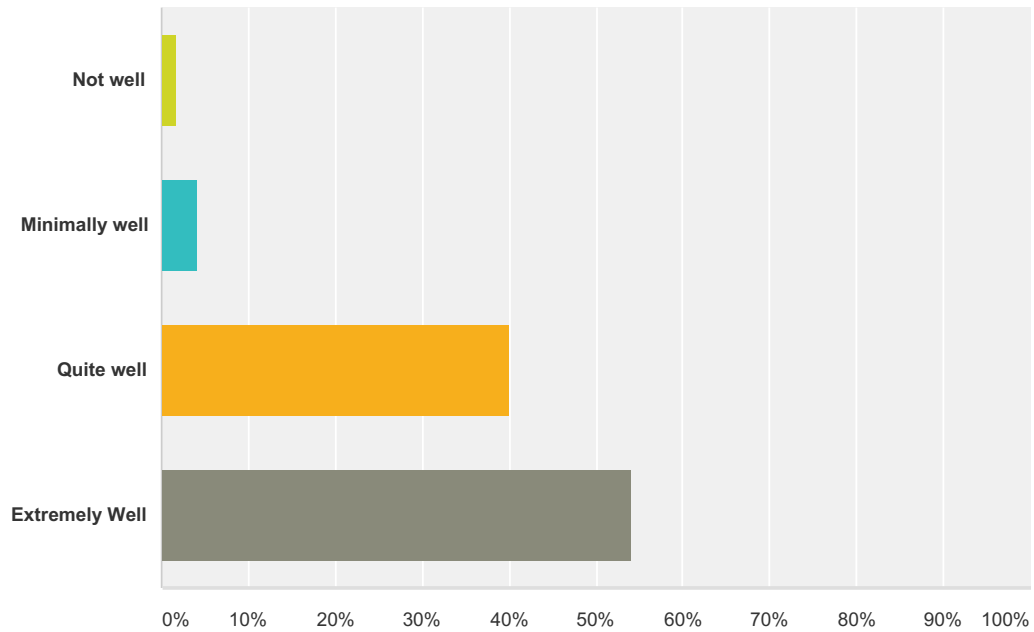
Answered: 432 Skipped: 27



	Yes	No	Total
Computer	96.74% 416	3.26% 14	430
Internet connection	98.31% 407	1.69% 7	414

Q4 How well does your child's school keep you informed about information and events in a format that is easy to understand?

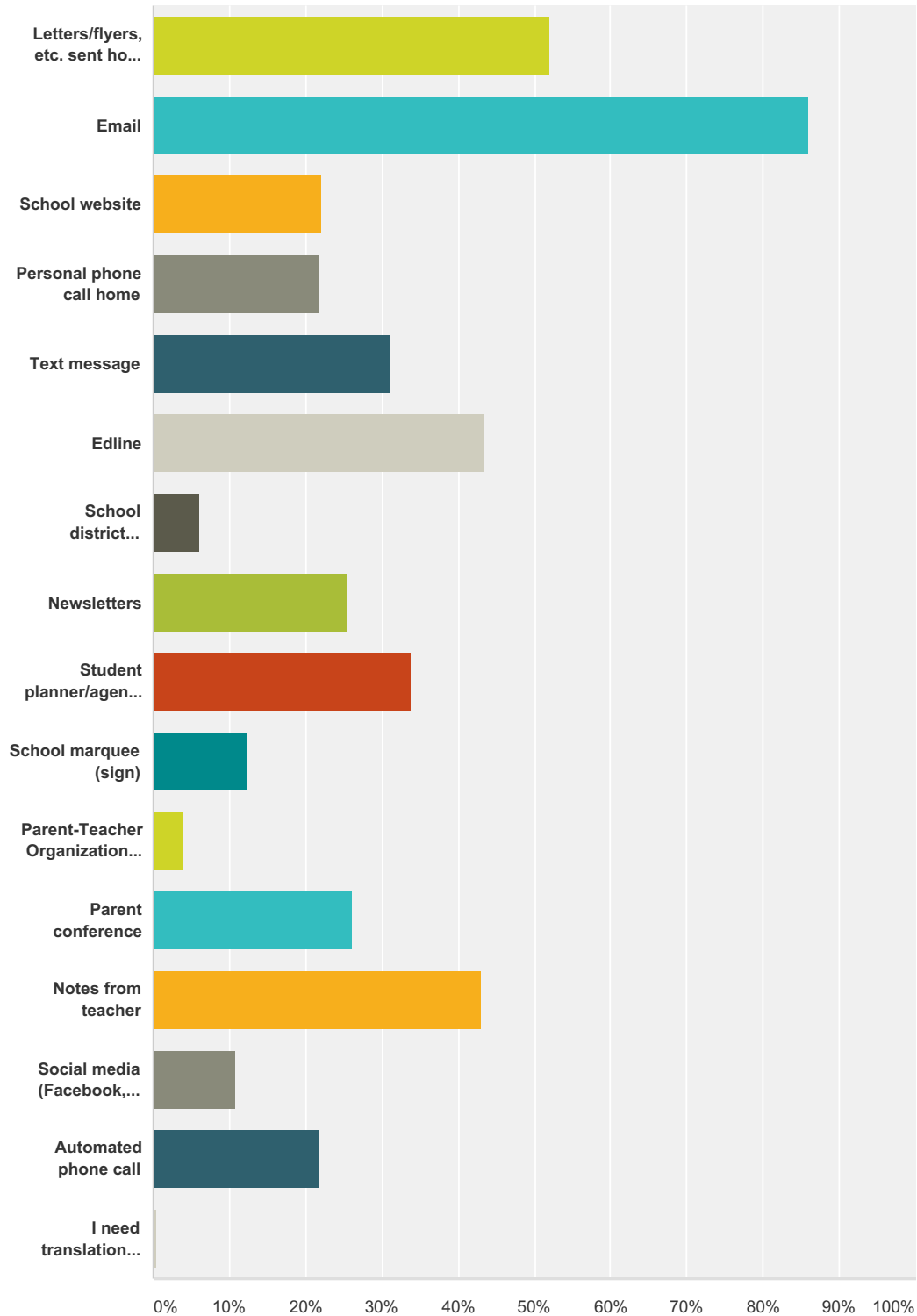
Answered: 426 Skipped: 33



Answer Choices	Responses
Not well	1.64% 7
Minimally well	4.23% 18
Quite well	40.14% 171
Extremely Well	53.99% 230
Total	426

Q5 How would you prefer to receive information about events and/or your child's progress from the school? (check all that apply)

Answered: 433 Skipped: 26

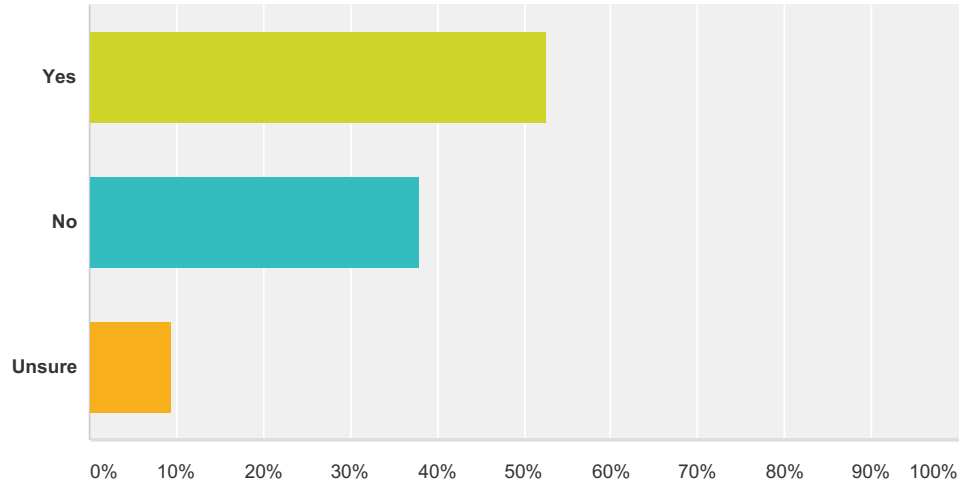


Brevard Public Schools Elementary Parent Survey 2016-2017

Answer Choices	Responses	
Letters/flyers, etc. sent home with students or by Peachjar	51.96%	225
Email	85.91%	372
School website	22.17%	96
Personal phone call home	21.94%	95
Text message	31.18%	135
Edline	43.42%	188
School district website	6.00%	26
Newsletters	25.40%	110
Student planner/agenda/take-home folder	33.72%	146
School marquee (sign)	12.24%	53
Parent-Teacher Organization (PTO/PTA)	3.93%	17
Parent conference	26.10%	113
Notes from teacher	42.96%	186
Social media (Facebook, Twitter)	10.85%	47
Automated phone call	21.94%	95
I need translation assistance	0.46%	2
Total Respondents: 433		

Q6 Did you attend a meeting this year where academic goals and activities were discussed with parents?

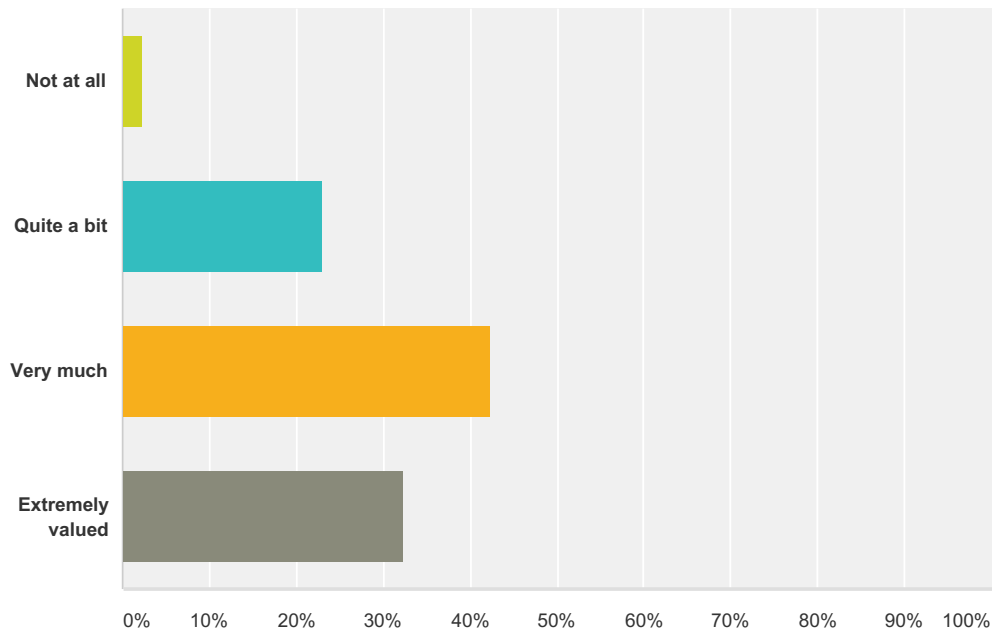
Answered: 447 Skipped: 12



Answer Choices	Responses	
Yes	52.57%	235
No	38.03%	170
Unsure	9.40%	42
Total		447

Q7 Overall, how much do you feel your child's school values parent input?

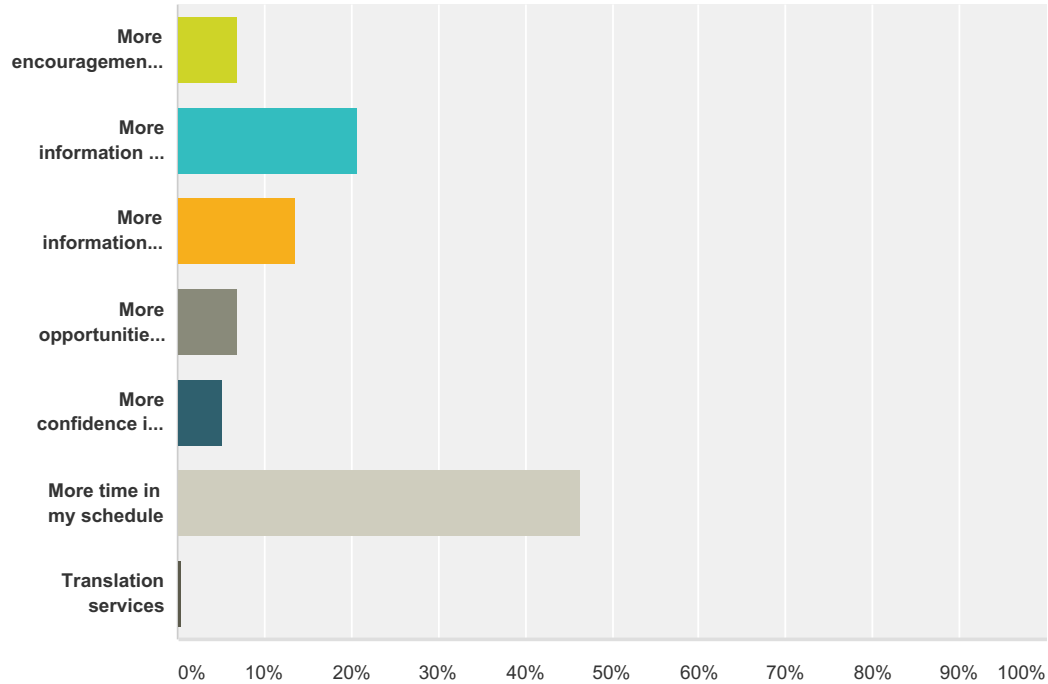
Answered: 441 Skipped: 18



Answer Choices	Responses	Count
Not at all	2.27%	10
Quite a bit	22.90%	101
Very much	42.40%	187
Extremely valued	32.43%	143
Total		441

Q8 What would help you participate more in decision making and the overall academic achievement in your child's school?

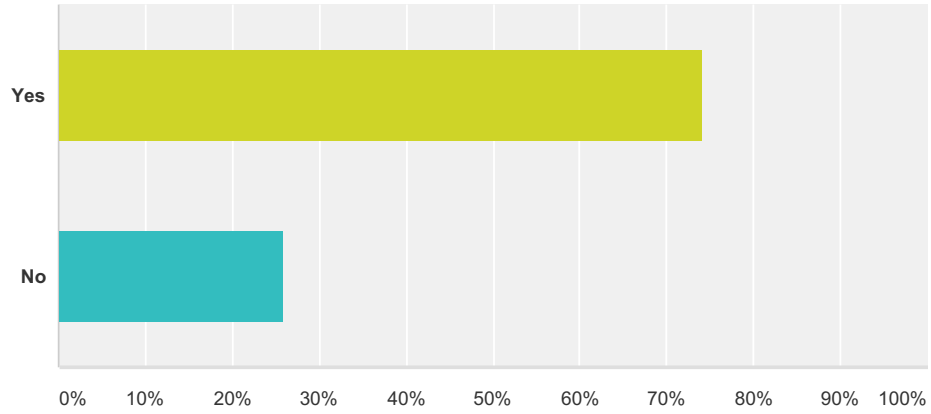
Answered: 391 Skipped: 68



Answer Choices	Responses
More encouragement from the school to become engaged	6.91% 27
More information on how to become engaged	20.72% 81
More information about school issues to be addressed	13.55% 53
More opportunities to share my opinion about school issues	6.91% 27
More confidence in my abilities to help	5.12% 20
More time in my schedule	46.29% 181
Translation services	0.51% 2
Total	391

Q9 Have you been given opportunities to provide input and feedback into school decisions?

Answered: 446 Skipped: 13



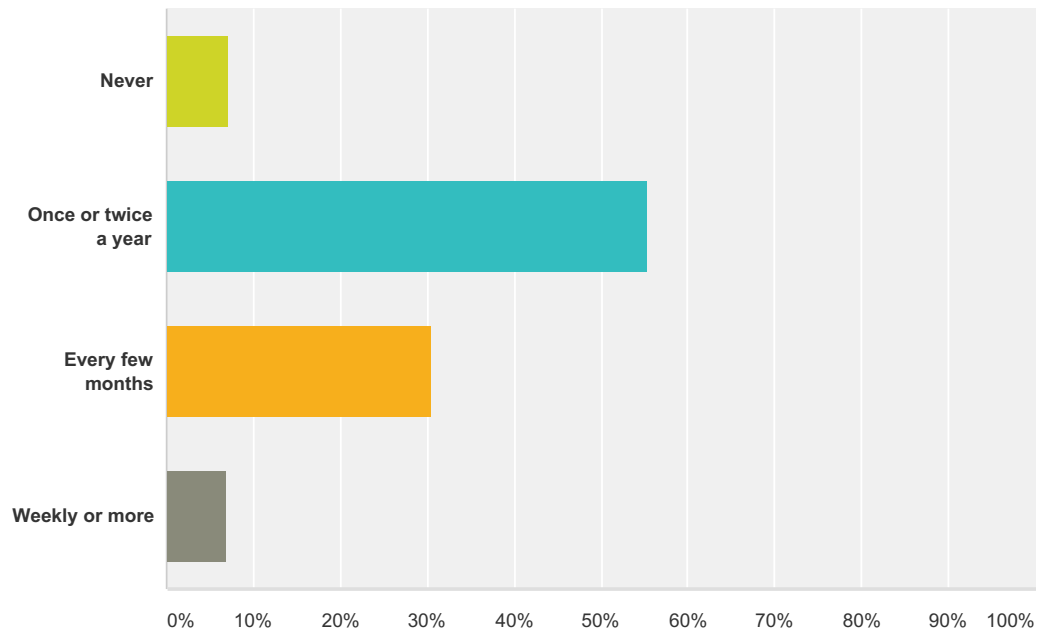
Answer Choices	Responses	
Yes	74.22%	331
No	25.78%	115
Total		446

Q10 What can Brevard Public Schools do to ensure your child is successful in elementary school?

Answered: 186 Skipped: 273

Q11 How often do you meet in person with your child's teacher?

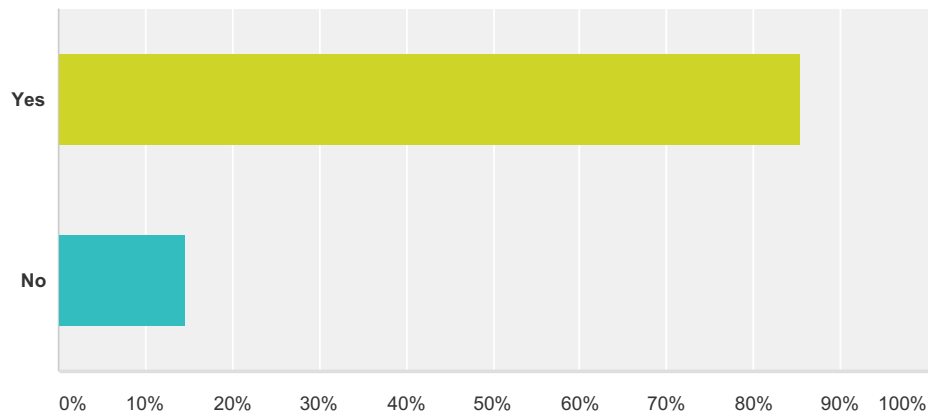
Answered: 417 Skipped: 42



Answer Choices	Responses	
Never	7.19%	30
Once or twice a year	55.40%	231
Every few months	30.46%	127
Weekly or more	6.95%	29
Total		417

Q12 Are you aware of what your child is expected to master in all subject areas?

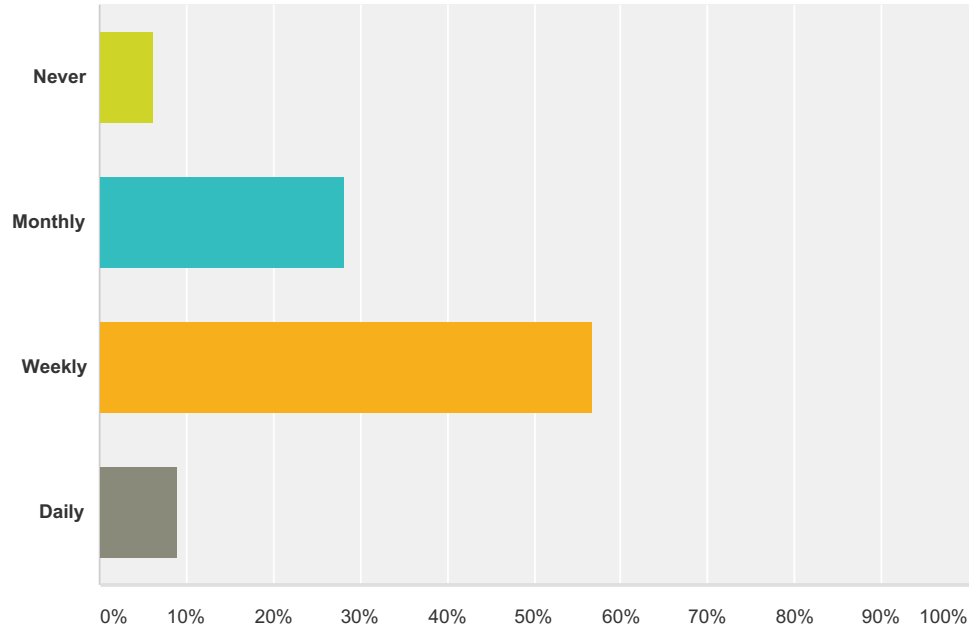
Answered: 411 Skipped: 48



Answer Choices	Responses	
Yes	85.40%	351
No	14.60%	60
Total		411

Q13 How often does your child's teacher communicate with you about your child's progress?

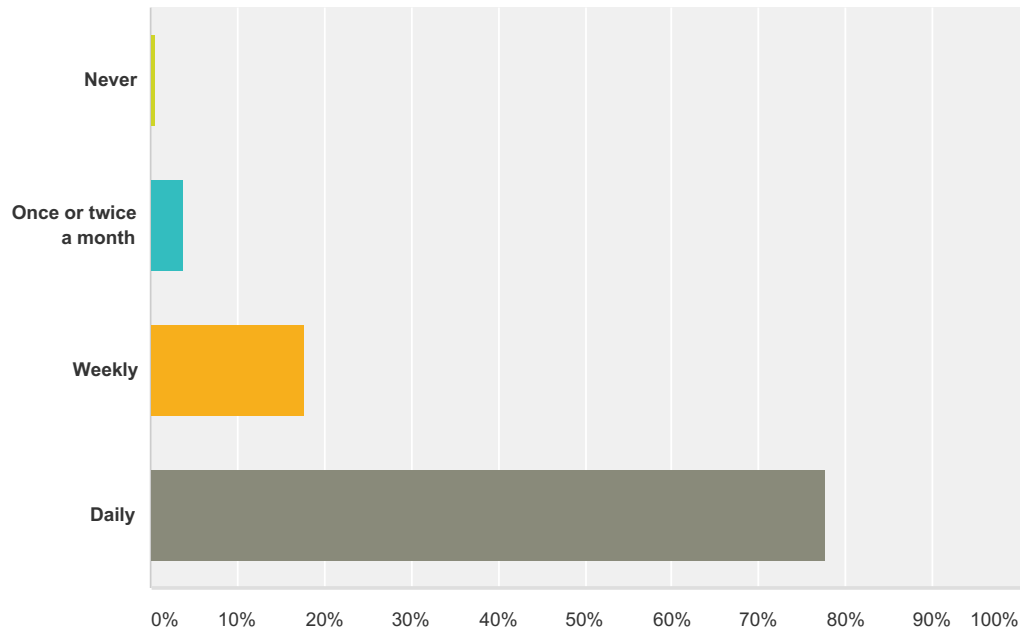
Answered: 388 Skipped: 71



Answer Choices	Responses
Never	6.19% 24
Monthly	28.09% 109
Weekly	56.70% 220
Daily	9.02% 35
Total	388

Q14 How often do you have conversations with your child about what his or her class is learning at school?

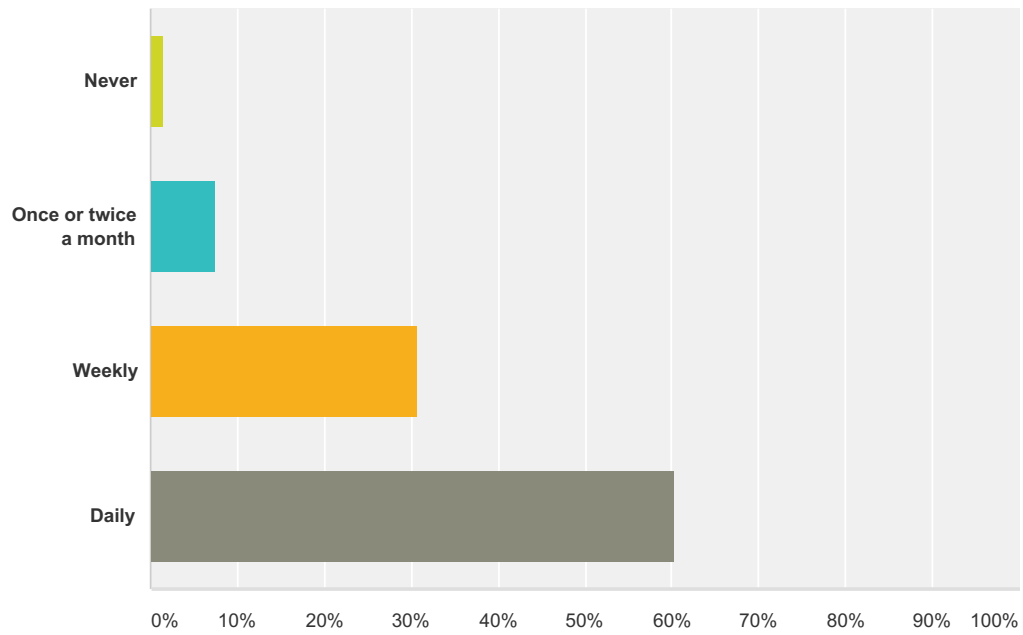
Answered: 416 Skipped: 43



Answer Choices	Responses
Never	0.72% 3
Once or twice a month	3.85% 16
Weekly	17.79% 74
Daily	77.64% 323
Total	416

Q15 How often do you work with your child on homework or class assignments?

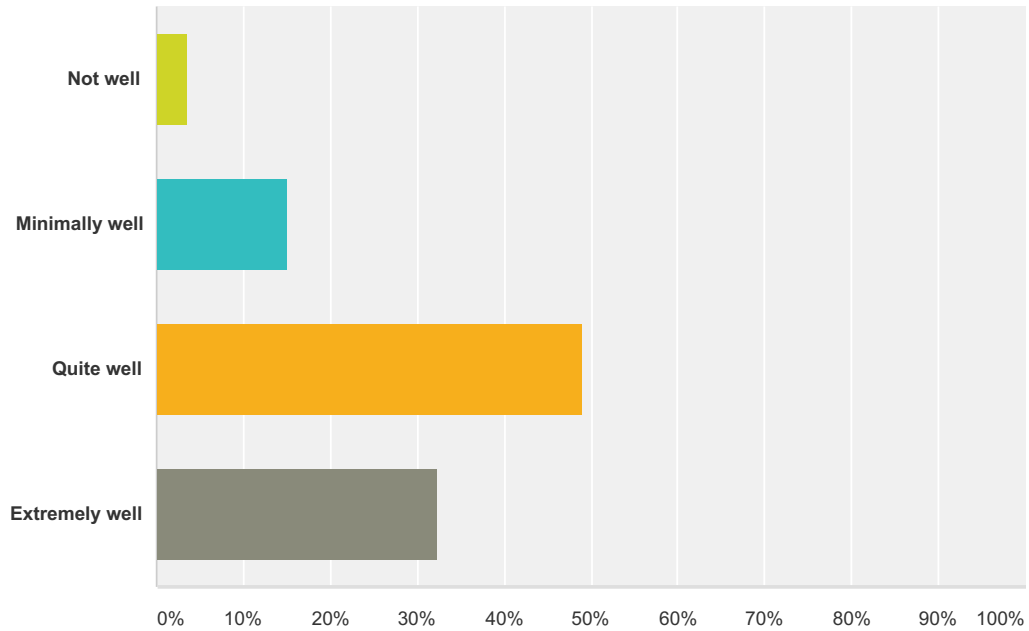
Answered: 417 Skipped: 42



Answer Choices	Responses	
Never	1.44%	6
Once or twice a month	7.43%	31
Weekly	30.70%	128
Daily	60.43%	252
Total		417

Q16 How well does school leadership foster an environment in which staff, parents, and the community work together to improve student achievement?

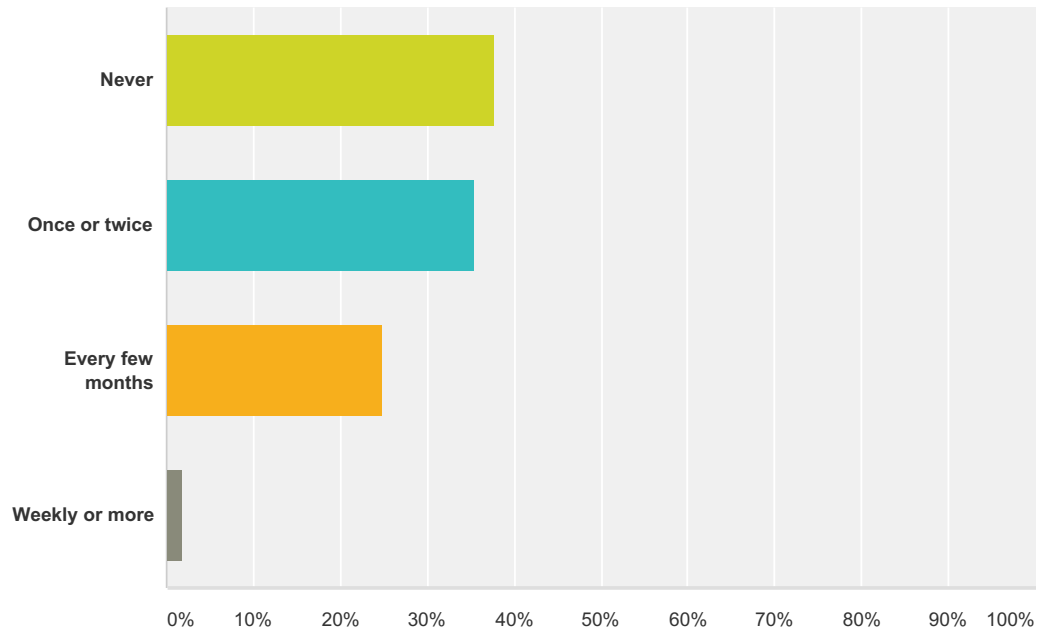
Answered: 414 Skipped: 45



Answer Choices	Responses
Not well	3.62% 15
Minimally well	14.98% 62
Quite well	49.03% 203
Extremely well	32.37% 134
Total	414

Q17 In the past year, how often have you participated in classroom activities during the school day?

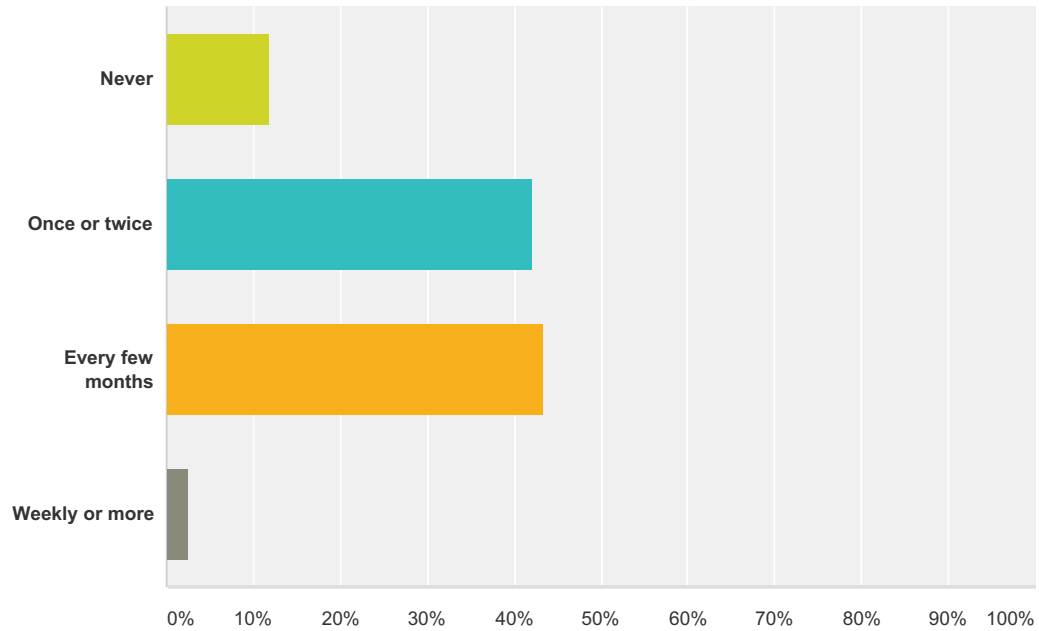
Answered: 418 Skipped: 41



Answer Choices	Responses	
Never	37.80%	158
Once or twice	35.41%	148
Every few months	24.88%	104
Weekly or more	1.91%	8
Total		418

Q18 In the past year, how often did you attend a parent meeting or event at your child's school that supported your child's academic success?

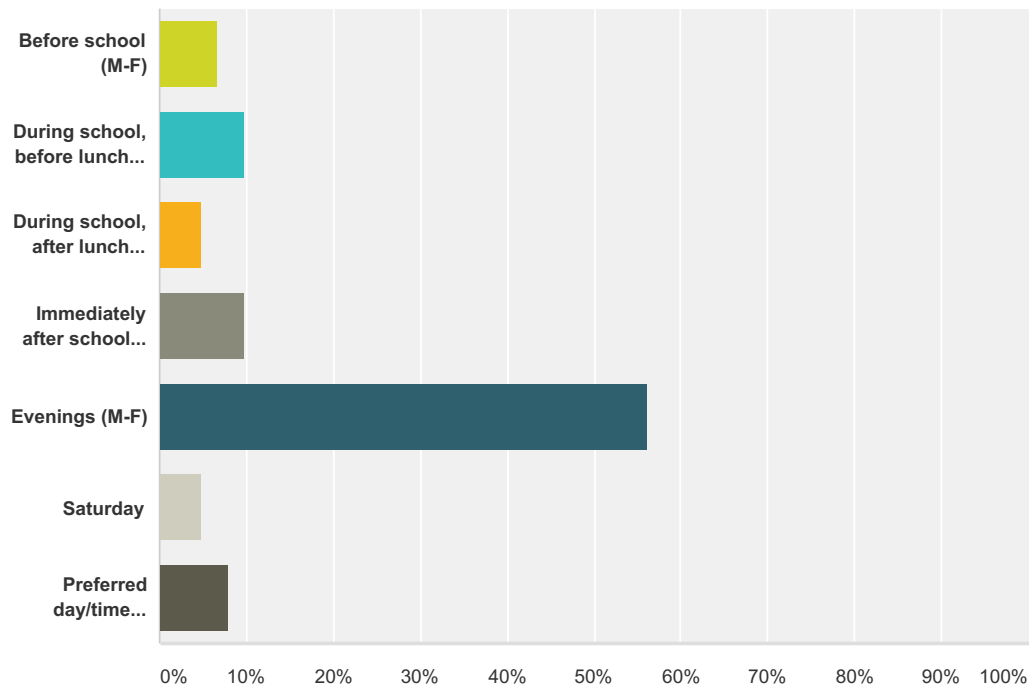
Answered: 412 Skipped: 47



Answer Choices	Responses
Never	11.89% 49
Once or twice	42.23% 174
Every few months	43.45% 179
Weekly or more	2.43% 10
Total	412

Q19 When is the best time for you to attend a school event for families?

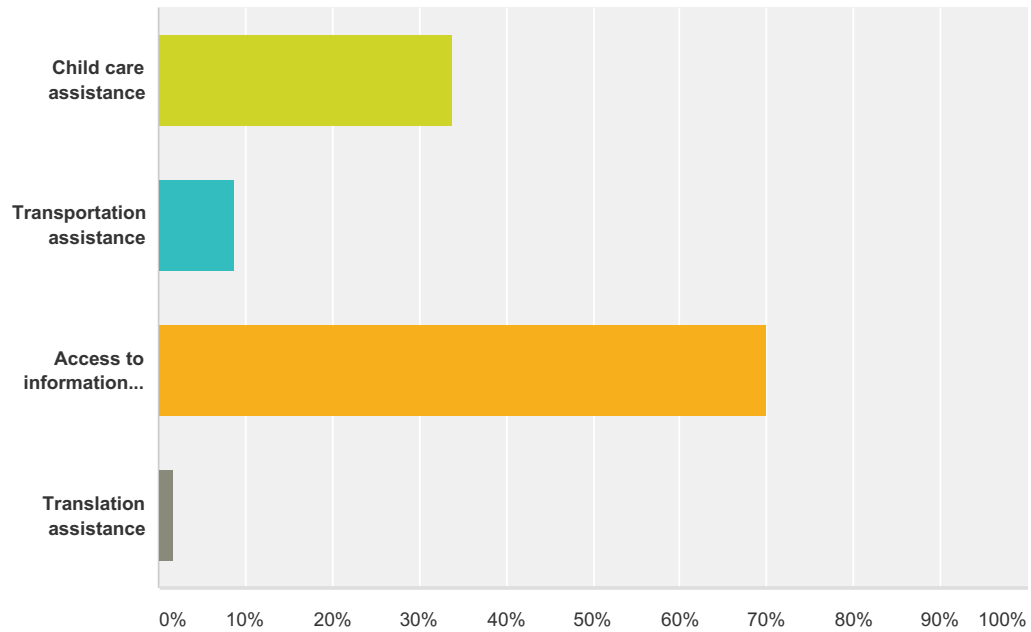
Answered: 432 Skipped: 27



Answer Choices	Responses
Before school (M-F)	6.71% 29
During school, before lunch (M-F)	9.72% 42
During school, after lunch (M-F)	4.86% 21
Immediately after school (M-F)	9.72% 42
Evenings (M-F)	56.25% 243
Saturday	4.86% 21
Preferred day/time (please indicate)	7.87% 34
Total	432

Q20 Which of the following would enable you to participate in parent meetings and school activities? (check all that apply)

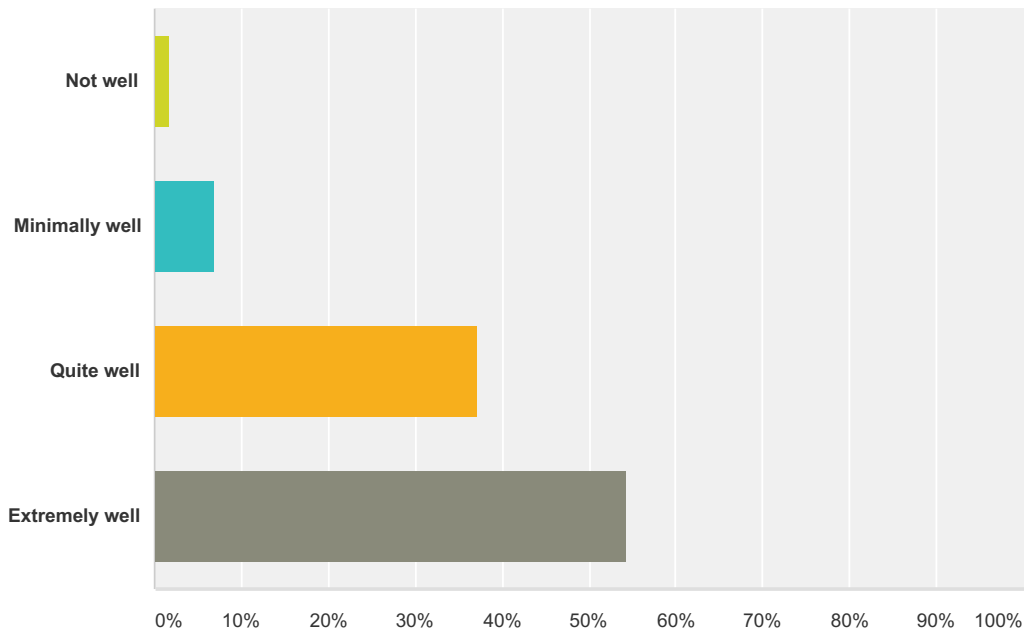
Answered: 249 Skipped: 210



Answer Choices	Responses
Child care assistance	33.73% 84
Transportation assistance	8.84% 22
Access to information online	69.88% 174
Translation assistance	1.61% 4
Total Respondents: 249	

Q21 How well do you feel the school creates a welcoming environment for families?

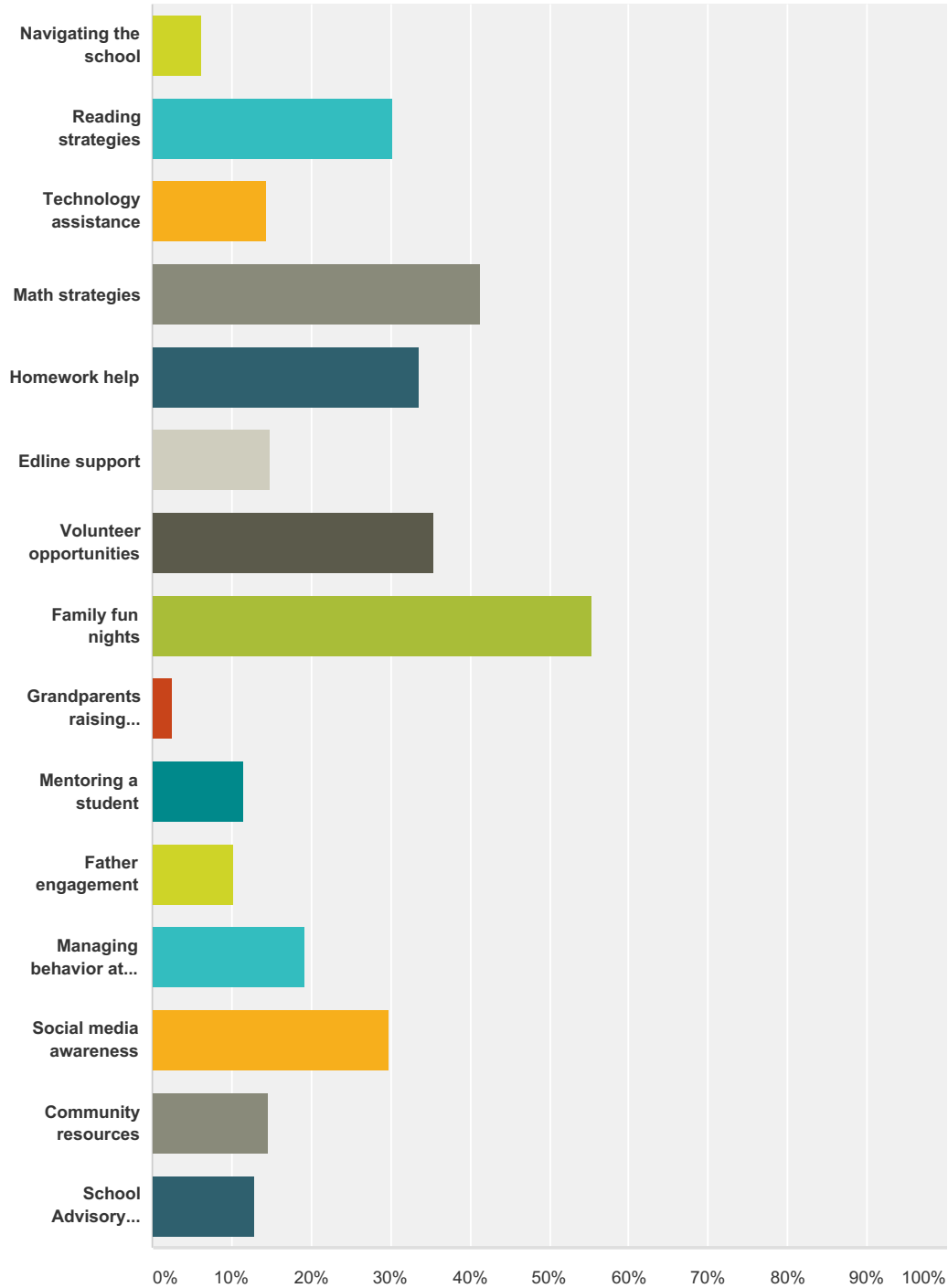
Answered: 409 Skipped: 50



Answer Choices	Responses
Not well	1.71% 7
Minimally well	6.85% 28
Quite well	37.16% 152
Extremely well	54.28% 222
Total	409

Q22 Which of the following informational meetings and activities would you participate in or attend?

Answered: 363 Skipped: 96



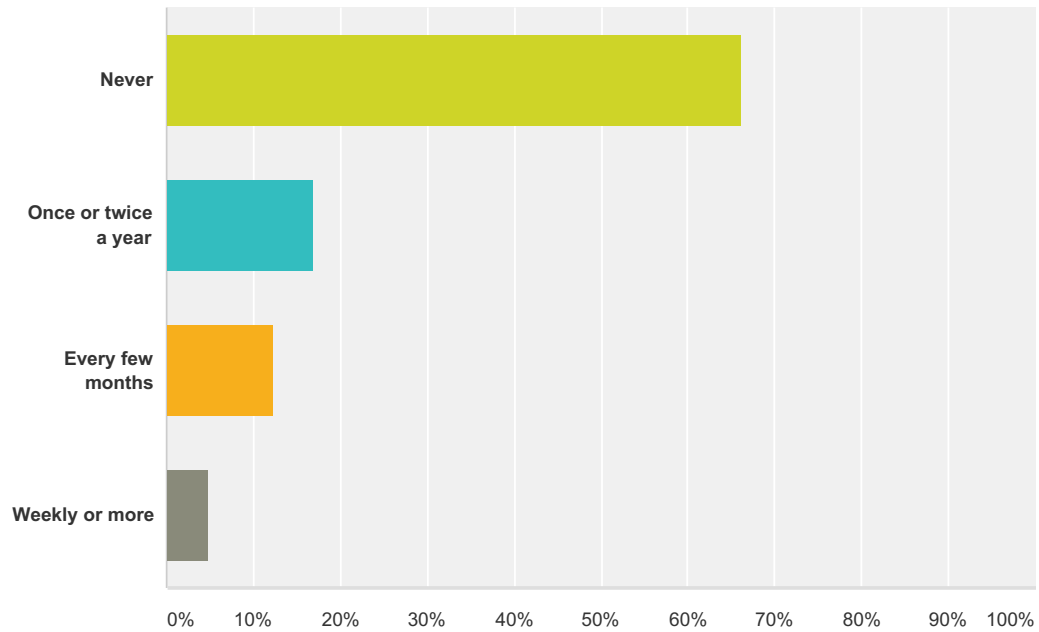
Answer Choices	Responses
Navigating the school	6.34% 23

Brevard Public Schools Elementary Parent Survey 2016-2017

Reading strategies	30.30%	110
Technology assistance	14.33%	52
Math strategies	41.32%	150
Homework help	33.61%	122
Edline support	14.88%	54
Volunteer opportunities	35.54%	129
Family fun nights	55.37%	201
Grandparents raising grandchildren	2.48%	9
Mentoring a student	11.57%	42
Father engagement	10.19%	37
Managing behavior at home	19.28%	70
Social media awareness	29.75%	108
Community resources	14.60%	53
School Advisory Council (SAC) or Parent-Teacher Organization (PTO/PTA)	12.95%	47
Total Respondents: 363		

Q23 How often do you work with other parents at your child's school to plan and carry out school activities?

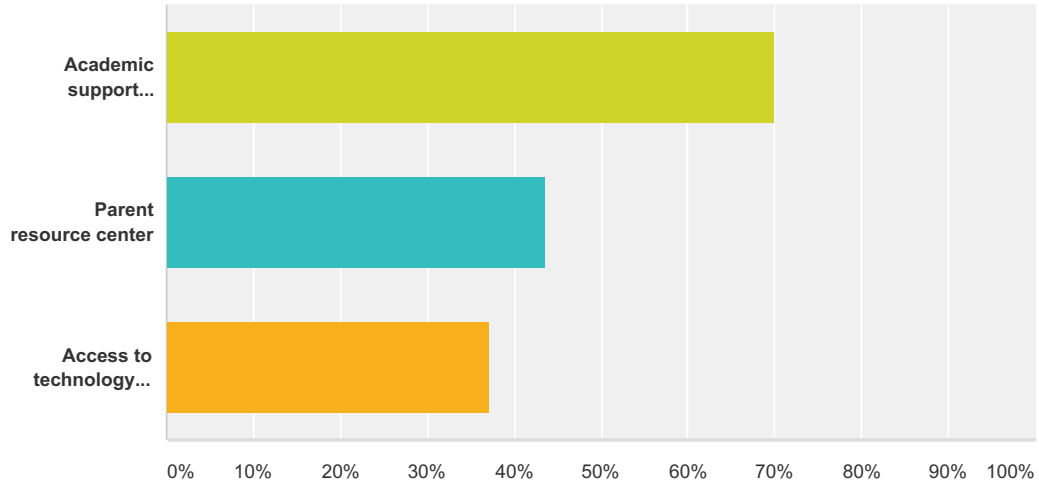
Answered: 404 Skipped: 55



Answer Choices	Responses
Never	66.09% 267
Once or twice a year	16.83% 68
Every few months	12.38% 50
Weekly or more	4.70% 19
Total	404

Q24 What types of family engagement resources would you use if they were provided at your school?

Answered: 302 Skipped: 157



Answer Choices	Responses
Academic support materials for families	69.87% 211
Parent resource center	43.71% 132
Access to technology resources to support family engagement	37.09% 112
Total Respondents: 302	

Q25 What do you feel is working well at your child's school? (this is your chance to brag about your school and share what you like about it!)

Answered: 236 Skipped: 223

Q26 What do you feel is not working, difficult, and/or needs improvement at your child's school? (This is your chance to tell us what you would like to see changed.)

Answered: 182 Skipped: 277