


# Assessment in the **Haddon Township** Public Schools 2007 – 2008

---



Mark J. Raivetz  
*Superintendent*

Elizabeth Mennig  
*Supervisor  
Teaching and Learning*

16 October 2008



## Assessment Instruments

---

- **New Jersey Assessment of Skills and Knowledge (ASK) grades 3, 4, 5, 6, 7 and 8**

*Language Arts Literacy*

*Mathematics*

*Science (grades 4 and 8)*



# Assessment Instruments

---

- **High School Proficiency Assessment (HSPA) grade 11**
  - Language Arts/Literacy*
  - Mathematics*
- **TerraNova, grades 3 through 8 and 10**
  - Reading*
  - Language*
  - Mathematics*



# Assessment Instruments

---

- **Scholastic Assessment Test (SAT) grades 11 and 12**
  - Critical Reading*
  - Mathematics*
  - Writing*
- **Advanced Placement (A.P.) Tests**
  - college credit in eleven subject areas*
- **American College Testing Program (ACT) grades 11 and 12**
  - English*
  - Mathematics*
  - Reading*
  - Science*



## No Child Left Behind (NCLB) Reporting student achievement

- Districts may no longer report results by school or grade
- Disaggregated by NCLB reporting categories:
  - All students
  - General education (no Special Ed or Limited English)
  - Special Education
  - Title I
  - Gender ~ female/male
  - Ethnicity ~ American Indian, Asian, Black, Hispanic, Pacific Islander, White, other, multiple races
  - Economic Status ~ disadvantaged/non-disadvantaged
  - Migrant Status ~ migrant/non-migrant



## Determining Annual Yearly Progress (AYP) NCLB – all children proficient by 2014

	Grades	2004	2005	2008	2011	2014
LA/ Literacy	3-7	68	75	82	91	100
	8	58	66	76	87	100
	11	73	79	85	92	100
Math	3-7	53	62	73	85	100
	8	39	49	62	79	100
	11	55	64	74	86	100



## Assessment of Skills and Knowledge (ASK) grades 3, 4, 5, 6 7 and 8

---

- Students were tested in two NCLB areas . . .

*Language Arts Literacy*

*Mathematics*

*Science (grade 4 and 8 only – no NCLB assessment)*

- Fifth time test was administered; grade 3 added in 2004; grades 5, 6 and 7 added in 2006; grade 8 added in 2008, replacing the GEPA
- Test is designed to determine how well the district has incorporated Core Curriculum Content Standards
- Multiple choice as well as performance task items included



## District students exceeded state standards on the New Jersey ASK 3

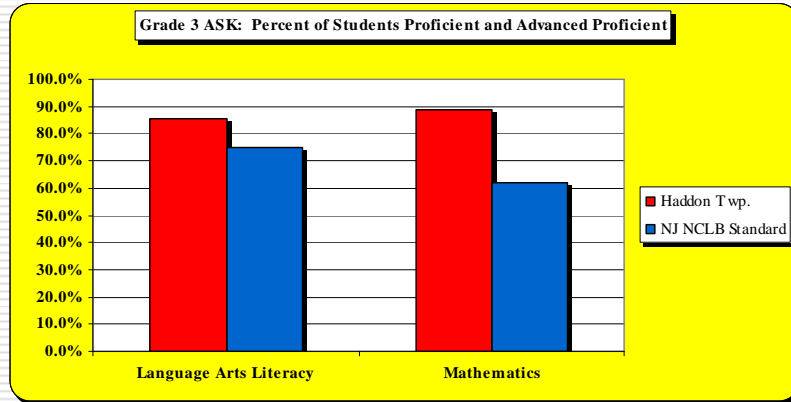
---

Grade 3	Level of Proficiency					
	Partially Proficient		Proficient		Advanced Proficient	
	Number	Percent	Number	Percent	Number	Percent
<b>Language Arts Literacy</b>						
<b>Haddon Township</b>	<b>23</b>	<b>14.3%</b>	<b>130</b>	<b>80.7%</b>	<b>8</b>	<b>5.0%</b>
NCLB New Jersey	~ no more than 25% ~			~ at least 75% ~		

Grade 3	Level of Proficiency					
	Partially Proficient		Proficient		Advanced Proficient	
	Number	Percent	Number	Percent	Number	Percent
<b>Mathematics</b>						
<b>Haddon Township</b>	<b>18</b>	<b>11.1%</b>	<b>90</b>	<b>55.6%</b>	<b>54</b>	<b>33.3%</b>
NCLB New Jersey	~ no more than 38% ~			~ at least 62% ~		



## NJ ASK 3: Percent of Students Proficient and Advanced Proficient – Township and NCLB



## District students exceeded state standards on the New Jersey ASK 4

Level of Proficiency

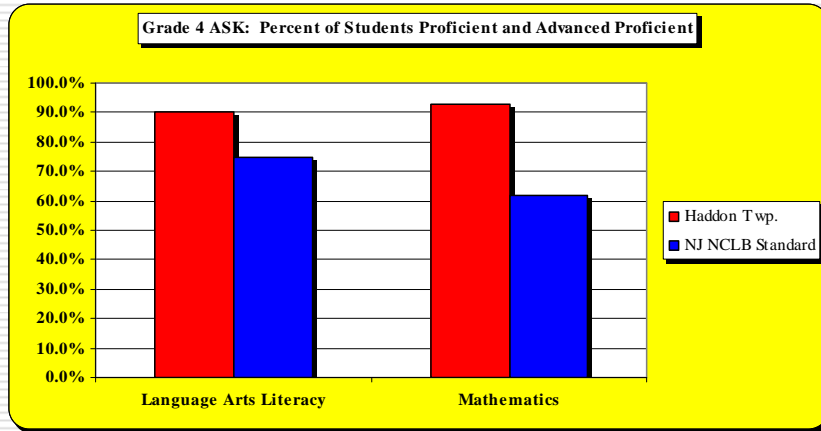
Grade 4	Partially Proficient		Proficient		Advanced Proficient	
	Number	Percent	Number	Percent	Number	Percent
Language Arts Literacy						
<b>Haddon Township</b>	<b>15</b>	<b>9.6%</b>	<b>131</b>	<b>83.4%</b>	<b>11</b>	<b>7.0%</b>
NCLB New Jersey	~ no more than 25% ~		~ at least 75% ~			

Level of Proficiency

Grade 4	Partially Proficient		Proficient		Advanced Proficient	
	Number	Percent	Number	Percent	Number	Percent
Mathematics						
<b>Haddon Township</b>	<b>11</b>	<b>7.1%</b>	<b>65</b>	<b>41.9%</b>	<b>79</b>	<b>51.0%</b>
NCLB New Jersey	~ no more than 38% ~		~ at least 62% ~			



## NJ ASK 4: Percent of Students Proficient and Advanced Proficient – Township and NCLB



## District students failed to exceed state standards in Language Arts Literacy on the New Jersey ASK 5

Level of Proficiency

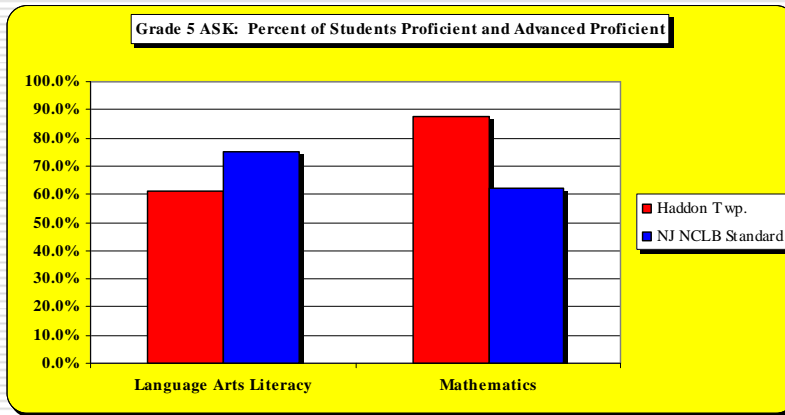
Grade 5	Partially Proficient		Proficient		Advanced Proficient	
	Number	Percent	Number	Percent	Number	Percent
Language Arts Literacy						
<b>Haddon Township</b>	<b>59</b>	<b>38.8%</b>	<b>91</b>	<b>59.9%</b>	<b>2</b>	<b>1.3%</b>
NCLB New Jersey	~ no more than 25% ~		~ at least 75% ~			

Level of Proficiency

Grade 5	Partially Proficient		Proficient		Advanced Proficient	
	Number	Percent	Number	Percent	Number	Percent
Mathematics						
<b>Haddon Township</b>	<b>19</b>	<b>12.3%</b>	<b>85</b>	<b>55.2%</b>	<b>50</b>	<b>32.5%</b>
NCLB New Jersey	~ no more than 38% ~		~ at least 62% ~			



## NJ ASK 5: Percent of Students Proficient and Advanced Proficient – Township and NCLB



## District students failed to exceed state standards in Language Arts Literacy on the New Jersey ASK 6

### Level of Proficiency

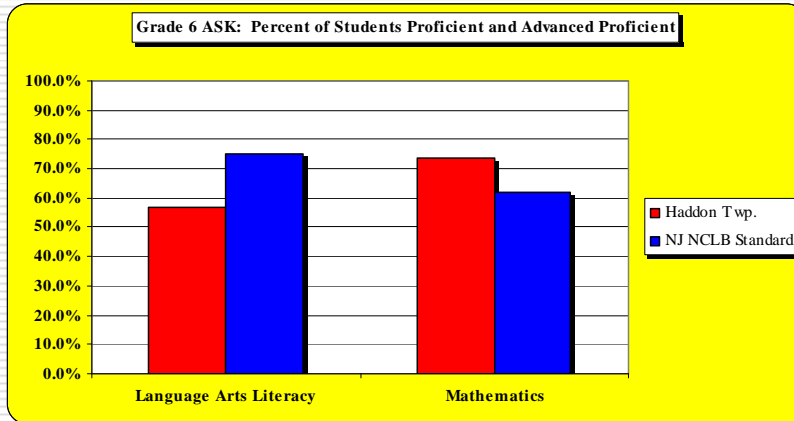
Grade 6	Partially Proficient		Proficient		Advanced Proficient	
	Number	Percent	Number	Percent	Number	Percent
Language Arts Literacy						
<b>Haddon Township</b>	<b>54</b>	<b>43.2%</b>	<b>71</b>	<b>56.8%</b>	<b>0</b>	<b>0.0%</b>
NCLB New Jersey	~ no more than 25% ~		~ at least 75% ~			

### Level of Proficiency

Grade 6	Partially Proficient		Proficient		Advanced Proficient	
	Number	Percent	Number	Percent	Number	Percent
Mathematics						
<b>Haddon Township</b>	<b>33</b>	<b>26.4%</b>	<b>77</b>	<b>61.6%</b>	<b>15</b>	<b>12.0%</b>
NCLB New Jersey	~ no more than 38% ~		~ at least 62% ~			



## NJ ASK 6: Percent of Students Proficient and Advanced Proficient – Township and NCLB



## District students exceeded state standards on the New Jersey ASK 7

### Level of Proficiency

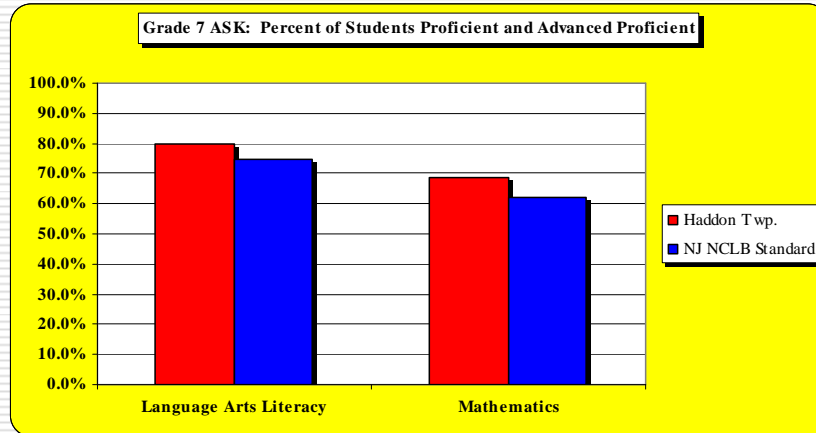
Grade 7	Partially Proficient		Proficient		Advanced Proficient	
	Number	Percent	Number	Percent	Number	Percent
Language Arts Literacy						
<b>Haddon Township</b>	<b>30</b>	<b>20.1%</b>	<b>92</b>	<b>61.3%</b>	<b>28</b>	<b>18.7%</b>
NCLB New Jersey	~ no more than 25% ~		~ at least 75% ~			

### Level of Proficiency

Grade 7	Partially Proficient		Proficient		Advanced Proficient	
	Number	Percent	Number	Percent	Number	Percent
Mathematics						
<b>Haddon Township</b>	<b>47</b>	<b>31.3%</b>	<b>88</b>	<b>58.7%</b>	<b>15</b>	<b>10.0%</b>
NCLB New Jersey	~ no more than 38% ~		~ at least 62% ~			



## NJ ASK 7: Percent of Students Proficient and Advanced Proficient – Township and NCLB



## District students exceeded state standards on the New Jersey ASK 8

### Level of Proficiency

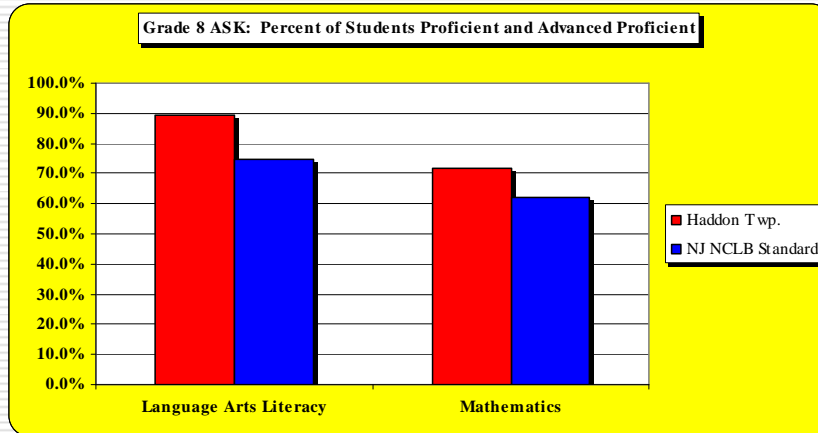
Grade 8	Partially Proficient		Proficient		Advanced Proficient	
	Number	Percent	Number	Percent	Number	Percent
<b>Language Arts Literacy</b>						
<b>Haddon Township</b>	<b>15</b>	<b>10.5%</b>	<b>111</b>	<b>77.6%</b>	<b>17</b>	<b>11.9%</b>
<b>NCLB New Jersey</b>	~ no more than 25% ~		~ at least 75% ~			

### Level of Proficiency

Grade 8	Partially Proficient		Proficient		Advanced Proficient	
	Number	Percent	Number	Percent	Number	Percent
<b>Mathematics</b>						
<b>Haddon Township</b>	<b>40</b>	<b>28.2%</b>	<b>66</b>	<b>46.5%</b>	<b>36</b>	<b>25.4%</b>
<b>NCLB New Jersey</b>	~ no more than 38% ~		~ at least 62% ~			



## NJ ASK 8: Percent of Students Proficient and Advanced Proficient – Township and NCLB



## Impact of the July 2008 Change in Cut Scores on the NJASK grades 5 through 8

Test / Grade	Minimum Points for Proficiency 2007	Minimum Points for Proficiency 2008	Students not Achieving Proficiency due to Cut Score Change
<b>Language Arts/Literacy</b>			
Five	29.5	40.0	43
Six	33.0	41.5	33
Seven	34.5	39.0	12
Eight	43.0	42.5	--



## Impact of the July 2008 Change in Cut Scores on the NJASK grades 5 through 8

---

Test / Grade	Minimum Points for Proficiency 2007	Minimum Points for Proficiency 2008	Students not Achieving Proficiency due to Cut Score Change
<b>Mathematics</b>			
Five	23.0	25.0	5
Six	22.0	25.0	8
Seven	17.0	27.0	33
Eight	26.0	29.0	--



## Grade Eleven High School Proficiency Assessment: HSPA

---

- Graduation test of record in New Jersey, now tied to NCLB
- Students were tested in October of the junior year in two areas . . .

*Language Arts Literacy*  
*Mathematics*

- Test is designed to determine how well the district has incorporated Core Curriculum Content Standards
- Multiple choice as well as performance task items included



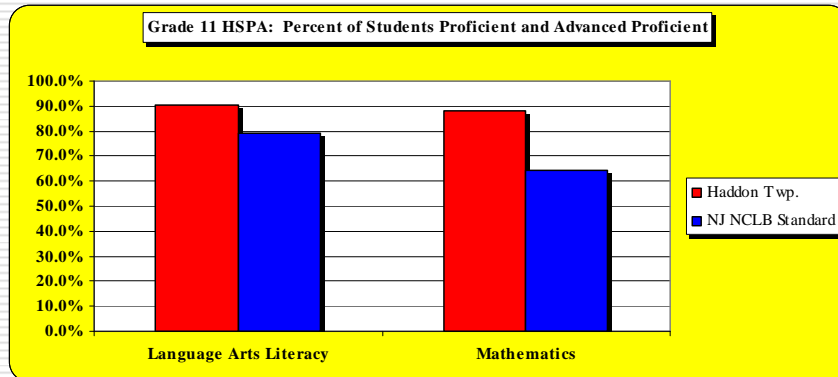
## District students meet or exceeded state standards on the grade 11 HSPA

Language Arts Literacy	Level of Proficiency					
	Partially Proficient		Proficient		Advanced Proficient	
	Number	Percent	Number	Percent	Number	Percent
<b>Haddon Township</b>	<b>16</b>	<b>9.4%</b>	<b>132</b>	<b>77.6%</b>	<b>22</b>	<b>12.9%</b>
NCLB New Jersey	~ no more than 21% ~			~ at least 79% ~		

Mathematics	Level of Proficiency					
	Partially Proficient		Proficient		Advanced Proficient	
	Number	Percent	Number	Percent	Number	Percent
<b>Haddon Township</b>	<b>20</b>	<b>11.8%</b>	<b>106</b>	<b>62.4%</b>	<b>44</b>	<b>25.9%</b>
NCLB New Jersey	~ no more than 36% ~			~ at least 64% ~		



## Grade 11 HSPA: Percent of students Proficient and Advanced Proficient



## **TerraNova Assessment, grades 3, 4, 5, 6, 7, 8 and 10**

---

- **A traditional “norm referenced” assessment**
  - **Students tested in three areas . . .**
    - Reading*
    - Language*
    - Mathematics*
  - **Strictly multiple choice – no performance assessment opportunities for students**
  - **Used to establish baseline to inform instruction in elementary and middle schools**
- 



## **Haddon Township students perform well above national norms on the TerraNova**

---

**2007-2008 TerraNova Assessment for Grade 10  
Reading, Language and Mathematics in terms of NPR**

<b>Grade</b>	<b>Students</b>	<b>Reading</b>	<b>Language</b>	<b>Mathematics</b>
<b>Ten</b>	<b>157</b>	<b>80</b>	<b>82</b>	<b>87</b>

---



## Haddon Township students perform well above national norms on the TerraNova

### Fall 2008 TerraNova Assessment for Reading, Language and Mathematics in Terms of NPR

District	Grade	Students	National Percentile Rank			Total
			Reading	Language	Mathematics	
	3	142	65.3	48.0	68.5	62.6
	4	135	58.0	55.3	61.3	62.9
	5	143	67.0	62.5	66.8	67.4
	6	149	56.8	58.8	66.3	63.8
	7	126	63.4	64.6	56.0	61.8
	8	143	72.4	68.5	71.8	71.9



## Scholastic Assessment Test (SAT)

- Recognized as a key indicator of a high school's standing when compared to other districts; non-mandatory
- Beginning in 2006: three sections replace traditional Verbal and Math portions we have grown accustomed to
  - Critical Reading*
  - Mathematics*
  - Writing*
- Third, behind high school grades and strength of schedule/courses, in admission to colleges and universities



## Scholastic Assessment Test (SAT)

Subtest Area	Haddon			Township Students			
	Year	Township	National	Difference	Seniors	Tested	% Tested
Critical Reading	2006	500	503	-3	165	125	76%
	2007	504	502	2	192	155	81%
	<b>2008</b>	<b>514</b>	<b>502</b>	<b>12</b>			
Mathematics	2006	512	518	-6			
	2007	504	515	-11			
	<b>2008</b>	<b>530</b>	<b>515</b>	<b>15</b>			
Writing	2006	486	497	-11			
	2007	489	494	-5			
	<b>2008</b>	<b>505</b>	<b>494</b>	<b>11</b>			



## Advanced Placement Test Results, 2008

Subject	Students tested	Students scoring 3 or better*	% scoring 3 or better
Biology	13	9	69.2%
Calculus AB	13	9	69.2%
Calculus BC	3	2	66.7%
Chemistry	3	3	100.0%
English Literature/Composition	9	8	88.9%
French	4	3	75.0%
German	4	1	25.0%
US Government and Politics	34	26	76.5%
Physics	5	3	60.0%
Spanish	10	1	10.0%
Statistics	17	10	58.8%
<b>TOTAL</b>	<b>116</b>	<b>75</b>	<b>64.7%</b>



## American College Testing (ACT)

---

Subtest Area	Haddon			Township Students		
	Township	National	Difference	Seniors	Tested	% Tested
English	22.2	20.6	1.6	171	30	18%
Mathematics	21.9	20.8	1.1			
Reading	22.8	21.4	1.4			
Science	21.7	20.9	0.8			
Composite	22.3	21.1	1.2			

---



## Using the data to inform instruction

---

- Current philosophy
- Influence of NCLB - shadow of “Early Warning”
- Grade-to-grade, teacher-to-teacher “hand offs”
- Elementary report card restructuring
- Differentiation
- Response to Intervention preparation and planning
- Use of the TerraNova, grades three to eight
- Faculty meeting conversations and Professional Development
- Learning to use the data

