



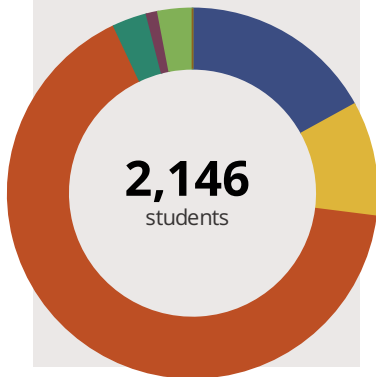
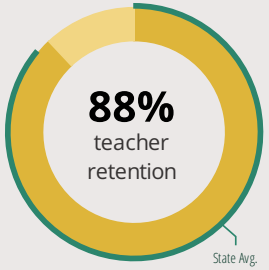
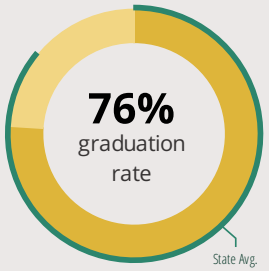
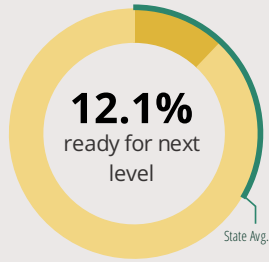
LARKIN HIGH SCHOOL

1475 LARKIN AVE ELGIN, IL 60123 5173 (847) 888-5200

Grades: 9-12
District: SD U-46

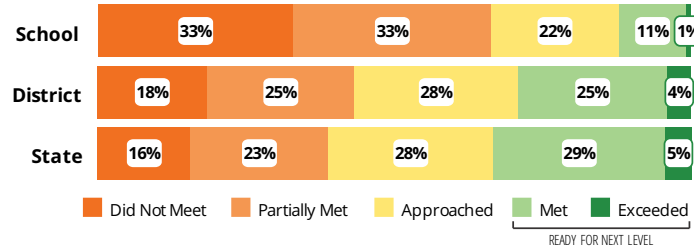
Principal: Dr. Jon Tuin
Superintendent: Dr. Kenneth Arndt

FAST FACTS



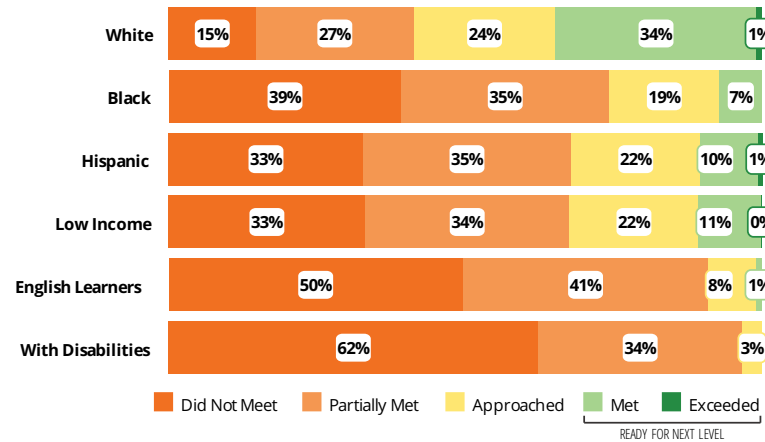
Academic Success

All Illinois students in grades 3-8 take the PARCC assessment each year. High school students take the PARCC in specific Math or English Language Arts (ELA) courses.



Success by Student Group

This display shows PARCC performance levels for each student group. No data is shown for groups with fewer than 10 students.



Student Characteristics

White	17%	Low Income	73%
Black	10%	English Learners	16%
Hispanic	66%	With Disabilities	12%
Asian	3%	Homeless	3%
American Indian	1%		
Two or More Races	3%		
Pacific Islander	0%		

School Environment



The **5Essentials Survey** allows students in grades 6-12 and all teachers to share their perspectives on essential conditions for learning. The anonymous survey consists of 5 components.

- Most implementation
- More implementation
- Average implementation
- Less implementation
- Least implementation
- Not Applicable/Low Response

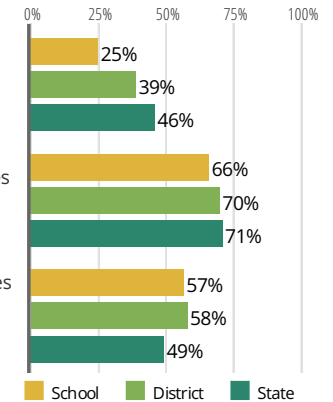
Response Rates

Students	58%
Teachers	76%

- Less Effective Leaders**
Do principals and teachers implement a shared vision for success?
- Less Collaborative Teachers**
Do teachers collaborate to promote professional growth?
- Average Ambitious Instruction**
Are the classes challenging and engaging?
- Less Supportive Environment**
Is the school safe, demanding, and supportive?
- Less Involved Families**
Does the entire staff build strong external relationships?

College Readiness

Ready for College Coursework
Students who meet or exceed ACT college readiness benchmarks



Postsecondary Enrollment
Students who enroll at colleges and universities

Postsecondary Remediation (lower is better)
Students enrolled in Illinois community colleges who require remedial coursework



LARKIN HIGH SCHOOL

School Highlights

Academic Courses

Vision: Create a community of Active Larkin Learners Mission: Develop involved citizens, effective communicators, critical thinkers, prepared for the future School Motto: Be involved, be engaged, prepared, and above all, be respectful and safe. Your future depends on it. Larkin High School is the home of the Visual and Performing Arts Academy

Physical Education, Heath and Wellness

The Larkin physical education department is developed some important changes to the structure of the department. The emphasis is on wellness and life-long fitness. Students are tested on a regular basis to determine growth in specific fitness categories so students can track and understand the impact physical activity has on their health.

Other Programs and Activities

Larkin has a wide variety of programs, clubs and activities to meet the many interests and needs of students. The groups include academic, social, service and performing areas of focus. Some groups compete locally and on a state level. The HOSA club has competed on a national level.

School Awards

Larkin students earn individual/team awards in academic, athletic and artistic venues. The Visual and Performing Arts Academy attracts talented young people in the arts, including visual art, vocal and instrumental performance. Individual students also accomplish impressive academic achievements. Additionally, athletic honors continue to mount.

Career Development Courses and Programs

The Career and Technical Education department offers a variety of courses directly linked to post high school career opportunities. Courses also exist which prepare students for college, or additional training, that would lead to a range of careers. The College Readiness Coordinator supports students developing post HS plans, especially college.

Athletics

Larkin High School has a proud tradition of athletics since 1962. The boys soccer team is consistently one of the most competitive in the Fox Valley area, winning a sectional title in 2013. Our boys basketball team has won the Upstate 8 River Division going undefeated two years in a row. Poms won TDI state competitions three years in a row .

School Personnel Resources

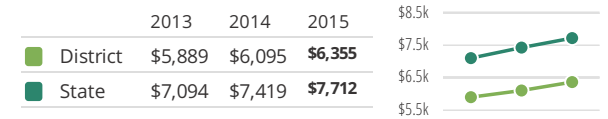
Larkin has a total of over 200 adult employees who both teach and run the day to day operations of the school. About 130 teachers serve to comprise the classroom component of the day for students. The rest of the adults serve in leadership and/or support roles in order to meet the diverse academic, social and behavioral needs of the students.

Facilities

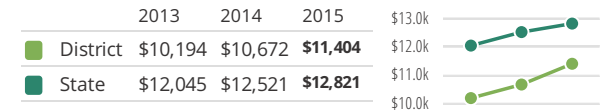
Larkin High School includes a full range of academic, artistic and athletic facilities. We regularly host conference, regional and sectional events. Additionally, we host the Mac Irvine Diabetes Classic in our main gym, which brings some of the best basketball teams in the state to compete in our facility.

District Finance

Instructional Spending per Pupil includes only the activities directly dealing with the teaching of students or the interaction between teachers and students.



Operational Spending per Pupil includes all costs for overall operations in this school's district, including Instructional Spending, but excluding summer school, adult education, capital expenditures, and long-term debt payments.



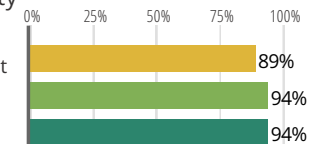
Educator Measures

This school has had **1 principal(s)** over the past 6 years. In the last three years, an average of **88% of teachers** return to this school each year.

Student Attendance and Mobility


Attendance Rate

Rate at which students are present at school, not including excused or unexcused absences



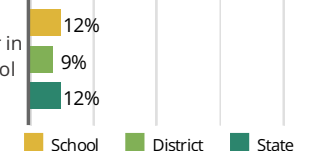
Chronic Truancy Rate

Percentage of students who have been absent without valid reasons for 5% or more of regular school days



Student Mobility

Percentage of students who transfer in or out of the school during the school year, not including graduates



FOR MORE INFORMATION

Visit IllinoisReportCard.com to see additional details about each item of information for this school. There you will find charts spanning multiple years, detailed explanations, resources, more of the school's programs and activities, and powerful tools that let you dig deeper into data.

Most of this data has been collected by ISBE from school districts through data systems. Some information, such as the School Highlights, is entered directly by principals and can be updated throughout the year.